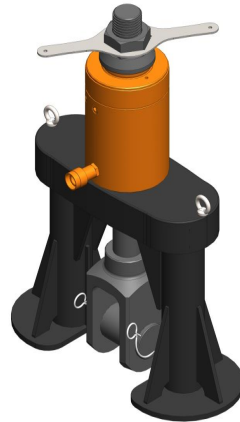


SAFETMADE

Pad Eye Tester



SafeTmade Pad Eye Tester is a light and portable tool devised to test pad eyes, eye bolts and lifting lugs to find out whether these apparatuses are able to accommodate the maximum load the way they are expected to. This product can be used on any level area; vertical surfaces, side usage, ceiling surfaces are all proper places to use SafeTmade Pad Eye Tester. Its height can be modified as well with an adjustable threaded rod. Hydraulic high-pressure hoses equipped with quick coupling can be detached from the load carrying body if required.



SAFETMADE[®]

Each pad eye tester consists of the following equipments :

- Hydraulic high pressure hose
- Hand pump
- Cylinder
- Coupling
- A digital pressure gauge
- A robust carrying frame
- A rod (shaft)
- A connection port to the pad eye
- Hydraulic Jack



PAD EYE TESTER

How to use ?

- 1 - Set the Pressure Gauge ON
- 2 - Check the high pressure hose assemblies
- 3 - Remove the emergency pin and turn it to 90° to,release the handle of hand pumps
- 4 - Position the pad eye tester according to the pad eye location
- 5 - Connection between pad eye and the pad eye tester with shackle should be tighten as much as possible, regulate the height with adjustable threaded rod
- 6 - Be sure connections are secure, and pump until the desire test load is reached
- 7 - Tighten the valve on the hydraulic cylinder and pump the handle until the pressure on the gauge is at the desired bars. Use the indication on the diagram which shows up to 20 tons

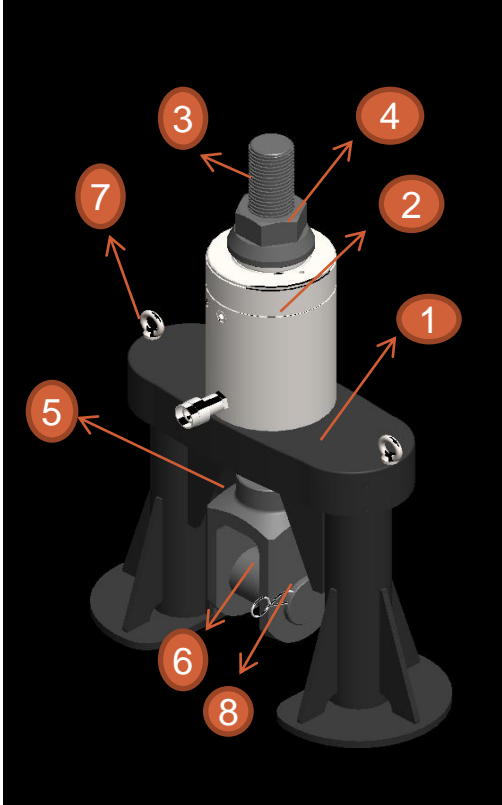


PAD EYE TESTER



How to use ?

- 8 - After reaching the desired bar, close ball valve on the outlet of the hand pump, to keep the pressure on the required bar
- 9 - After finishing a test, open the ball valve of the hand pump, then release the valve on the hydraulic cylinder, which will release the tension
- 10 - Turn down the handle and fix the emergency pin by turning to 90°
- 11 - Set the Pressure Gauge OFF
- 12 - To relief the excess pressure of the hand pump after 2-3 tests, please unlock and lock the pressure relief valve once
- 13 - Please check the base.



NO	NAME	DRAWING NUMBER	EQUIPMENT
1	100 T Body	SC_291-5PET-01	C45
2	108 T Hydraulics jack	FER-RO	Hydraulics
3	Ø 78	SC-291-5PET-02	1050
4	Ø 78 Bolt	SC_291-5PET-03	1050
5	Ø 100 Clevis	SC_291-5PET-04	1050
6	Ø 100 Pin	SC_291-5PET-05	4140
7	Eye bolt		M12
8	Ø Safety pin	SC_291-5PET-06	Corrosion-resistant

TESTING STANDARDS :


ACCORDING TO DNV-ST-0378

TEST LOAD (SWL/WLL):

1.25 x SWL (< 20 tonnes),

5 tonnes + SWL (20-50 tonnes),

1.10 x SWL (> 50 tonnes)



Does anyone have any questions?
Follow the project updates

sales@safetbag.com
[+90 232 431 1002](tel:+902324311002)
safetmade.com

